


Población Económicamente Activa



86,8%
Ocupados



49,9%
Mujeres

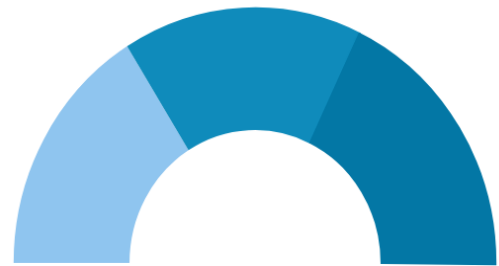
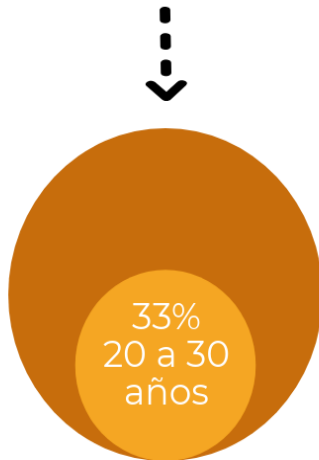
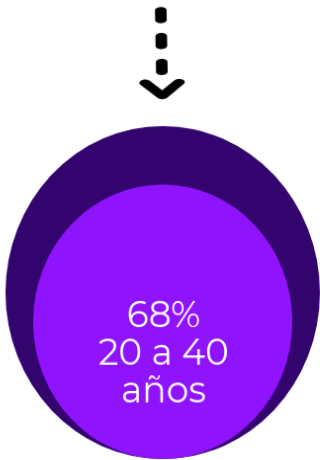
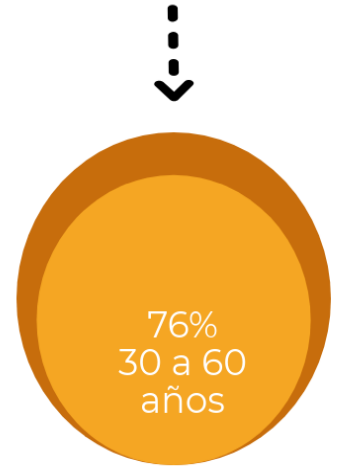
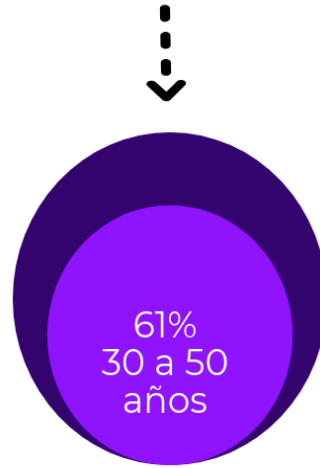
50,1%
Varones

13,2%
Desocupados



41,9%
Mujeres

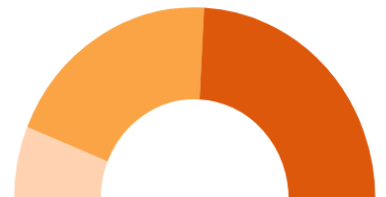
58,1%
Varones



Subocupados (31.96%) Ocupados Plenos (31.96%)
Sobreocupados (36.08%)



Subocupadas (17.89%)
Ocupadas Plenas (60%)
Sobreocupadas (22.11%)



Subocupados (12.12%)
Ocupados Plenos (39.39%)
Sobreocupados (48.48%)