






LEYENDA

Indice Masculinidad

Clasificado por Ejido Municipal

	93.84 - 105.11
	105.11 - 117.59
	117.59 - 129.31
	129.31 - 148.86
	148.86 - 184.26